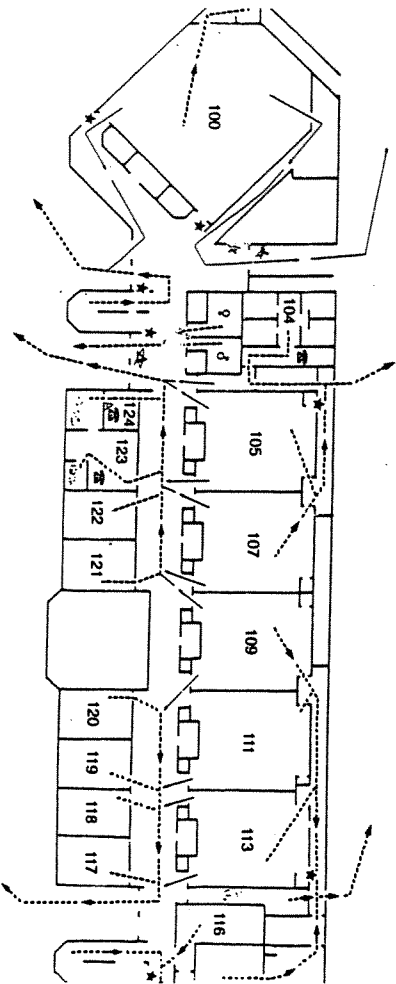


FIRE ESCAPE PLAN

HELDENFELS BLDG. TAMU

GROUND FLOOR
(DO NOT USE ELEVATOR)

Proceed to assembly area
near Corps of Cadets Archies



Legend:
 Primary route ----->
 Alternate route - - - - ->
 Alarm switch *
 Telephone ☎

Important:
 Make sure stairwells are clear before using them. If blocked use stairs at other end of floor.

Proceed to assembly area
near Corps of Cadets Archies

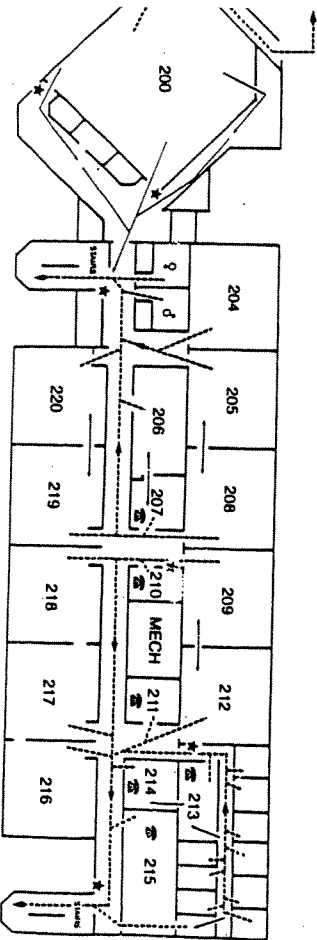
7-85

FIRE ESCAPE PLAN

HELDENFELS BLDG. TAMU

SECOND FLOOR
(DO NOT USE ELEVATOR)

Proceed to assembly area
near Corps of Cadets Archies



Legend:
 Primary route ----->
 Alternate route - - - - ->
 Alarm switch *
 Telephone ☎

Important:
 Make sure stairwells are clear before using them. If blocked use stairs at other end of floor.

To ground floor exit

Proceed to assembly area
near Corps of Cadets Archies

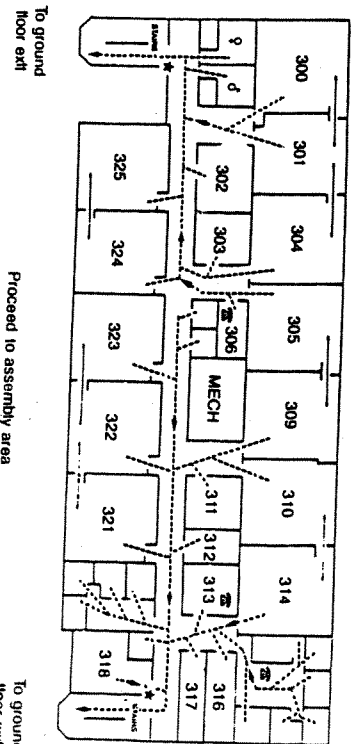
To ground floor exit

FIRE ESCAPE PLAN

HELDENFELS BLDG. TAMU

THIRD FLOOR
(DO NOT USE ELEVATOR)

Proceed to assembly area
near Corps of Cadets Archies



Legend:
 Primary route ----->
 Alternate route - - - - ->
 Alarm switch *
 Telephone ☎

Important:
 Make sure stairwells are clear before using them. If blocked use stairs at other end of floor.

To ground floor exit

Proceed to assembly area
near Corps of Cadets Archies

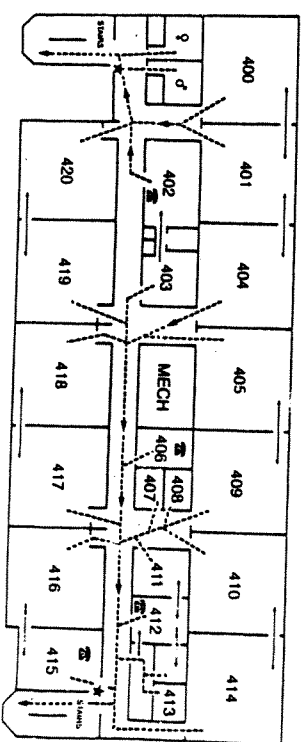
To ground floor exit

FIRE ESCAPE PLAN

HELDENFELS BLDG. TAMU

FOURTH FLOOR
(DO NOT USE ELEVATOR)

Proceed to assembly area
near Corps of Cadets Archies



Legend:
 Primary route ----->
 Alternate route - - - - ->
 Alarm switch *
 Telephone ☎

Important:
 Make sure stairwells are clear before using them. If blocked use stairs at other end of floor.

To ground floor exit

Proceed to assembly area
near Corps of Cadets Archies